

Safer Internet Day 2024 Assembly

What do you think Safer
Internet Day might be about?

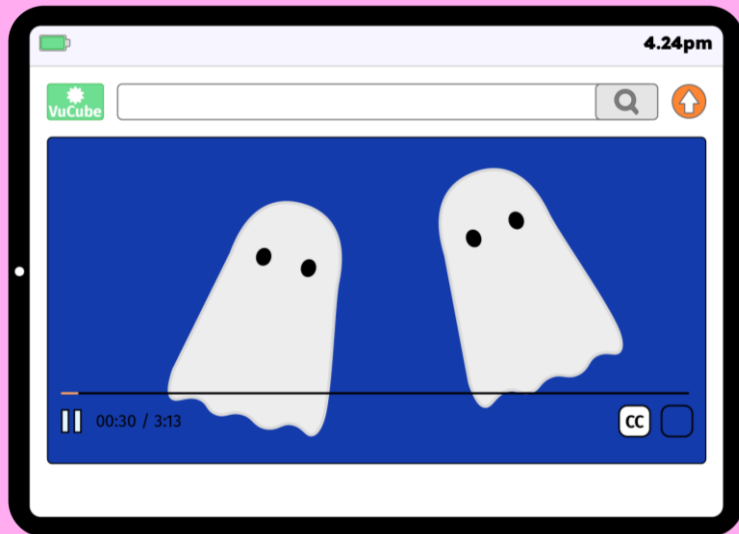




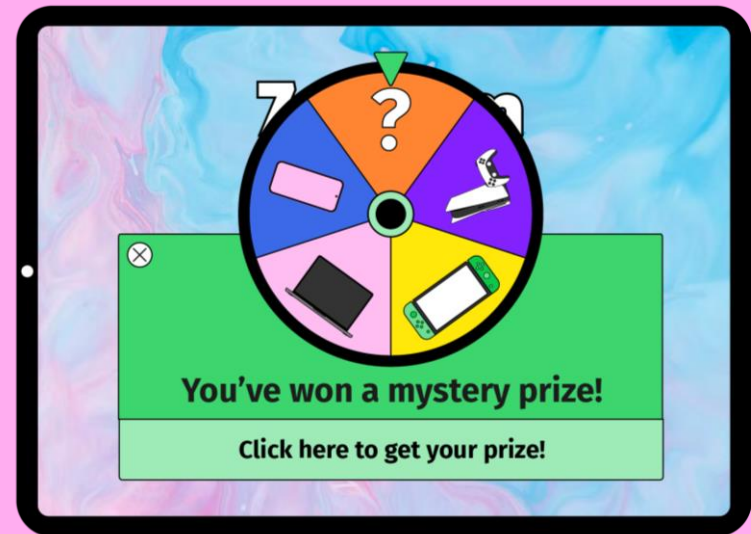
Some settings change on your game



A character online look different



A video you were watching change



Something pop up on your screen






Curious

Worried

Excited

Nervous

Scared



Who are the trusted adults you could talk to about things online?


**Parents
or
carers**

**Auntie
and
Uncle**

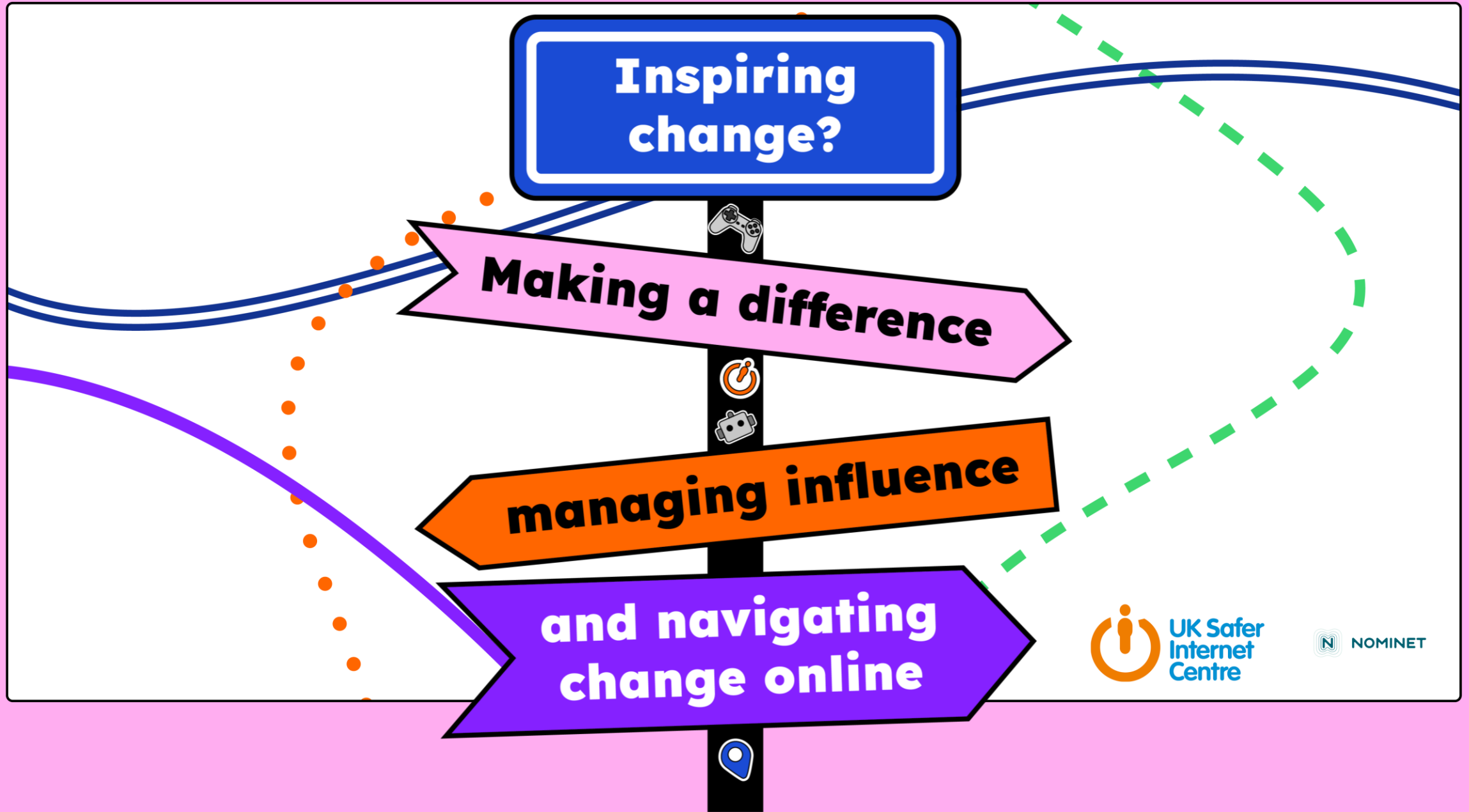
**Teacher and
teaching
assistant**


**Sports club
leader**

Grandparents



Happy Safer Internet Day everyone!









The 4 Cs

The 4 C's of Online Safety



01

Content

Being exposed to illegal, inappropriate, or harmful content, for example: pornography, fake news, racism, misogyny, self-harm, suicide, anti-Semitism, radicalisation, and extremism.



02

Contact

Being subjected to harmful online interaction with other users; for example: peer to peer pressure, commercial advertising and adults posing as children or young adults with the intention to groom or exploit them.



03

Conduct

Online behaviour that increases the likelihood of, or causes, harm; for example, making, sending and receiving explicit images, online bullying etc,



04

Commerce

Risks such as online gambling, inappropriate advertising, phishing and or financial scams. If you feel your pupils, students or staff are at risk, please report it to the Anti-Phishing Working Group (<https://apwg.org/>).



PARENTSAFE

Keeping your children safe: online & beyond

This page is for parents - if you are a teacher, click [here](#)

It's never easy to know how to keep our children safe when they aren't with us, and sometimes even when are, if we don't know what's happening in their lives or on their devices! Who are they talking to, what are they doing, are they okay? Don't despair though...scroll through this page for help or click a button to go straight to a particular topics.

TOP TIPS RIGHT NOW

SAFE SETTINGS & CONTROLS

WHAT'S THAT APP?

TALKING TO CHILDREN

SCREENTIME

TOP TOPICS (porn, bullying, ...)

SEX & RELATIONSHIPS

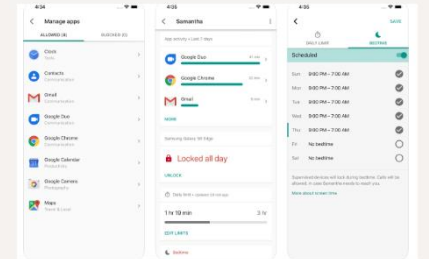
HELP & REPORTING

➤ www.parentsafe.lgfl.net/home



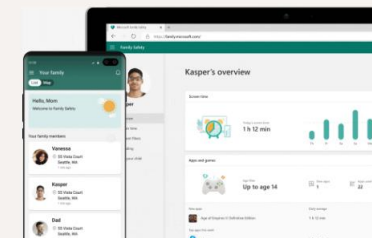
Apple Screen Time

Great for both parental controls and teen self-regulation



Google Family Link


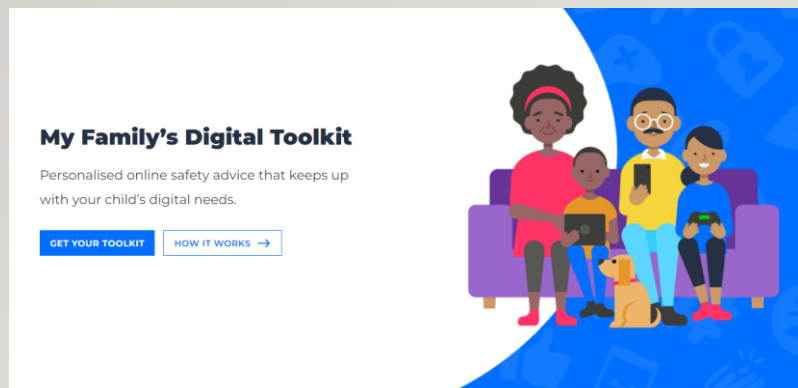
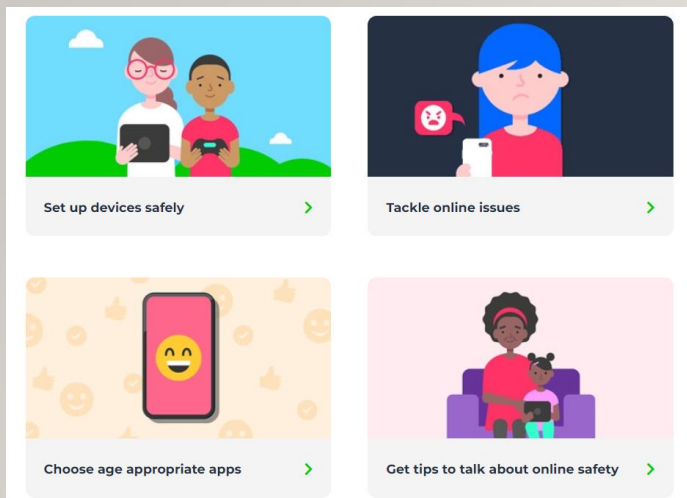
Digital Wellbeing is the next step for the older ones after Family Link



Microsoft Family Safety

There are no self-regulation features for older teens, but Family Safety is great for the younger ones

➤ www.internetmatters.org



➤ [Digital Resilience Toolkit: Supporting 6 - 10 year olds | Internet Matters - YouTube](https://www.youtube.com/watch?v=...)

Set Up Safe Checklist

internet
matters.org

Set your child up for online safety with these simple tasks

Manage broadband & mobile networks



At home, access your broadband network and set applicable controls.



On the go, set up controls on the relevant mobile network.

See [step-by-step guides to help](#)

Prepare their device



Explore the [device controls and settings](#) to set limits on inappropriate content, screen time, spending and more.



Download and install the apps and games you're okay with your child using.



Set up controls in these apps and games to help keep your child safe while they play, browse or chat.



Install or set up additional [parental control apps](#) for further protection.

Explore [step-by-step guides for social media and video gaming](#)

Talk & learn regularly

Together, learn about online safety issues that might impact your child.

Together, explore privacy and safety settings on their favourite platforms.

Ask them to teach you about their favourite online platforms to create an open environment for conversation.

Keep these conversations going for continuous support.



➤ Consoles

All consoles offer parental controls such as limiting the time spent on the device or restricting who your child can communicate with. Find out the specific settings below: •

PlayStation: <https://www.playstation.com/en-gb/support/account/psn-safety-parents-guide/>



Xbox: <https://www.xbox.com/en-GB/family-hub>



Nintendo Switch:
<https://www.nintendo.co.uk/Hardware/Nintendo-Switch-Parental-Controls/Nintendo-Switch-Parental-Controls-1183145.html>



➤ Agree boundaries

➤ Search safely

➤ Explore together

➤ Use airplane mode

➤ Put yourself in control

➤ Stay involved



WhatsApp is a free messaging app that allows you to send messages, voice notes, photos and videos.

What should I be aware of?

Group chats: One of the key features is the group chat function. Everybody in the group, even if they are not one of your child's phone contacts, will be able to see all messages within that group. If your child is added to a group with someone that they have previously blocked, that person can still see their messages and send them messages within the group chat. In settings, you can change who can add your child to groups. You can leave a group chat at any point so talk to your child and encourage them to leave any chat that makes them feel uncomfortable.

Location sharing: you can share your location on WhatsApp. Talk to your child about when this would be appropriate to use but also the potential danger of sharing their location, for example with strangers.

Blocking/Reporting: Show your child how to block and report other users or inappropriate content.

Further information NSPCC provide further advice and tips to help keep your child safe:

<https://www.nspcc.org.uk/keeping-children-safe/online-safety/online-safety-blog/2023-01-12-is-whatsapp-safe-for-my-child/>





Under 13? Use either YouTube Kids or a Supervised Account

YouTube Kids – this is a separate app that includes a smaller selection of videos based on the age you select:

- Preschool (ages four and under)
- Younger (ages 5–8)
- Older (ages 9–12)

Supervised accounts – this is a parent-managed version of YouTube.

You can select one of the following options:

- Explore - Generally for viewers aged 9+.
- Explore more - Generally for viewers aged 13+
- Most of YouTube - This setting includes almost everything on YouTube except for videos marked as 18+ and other videos that may not be appropriate for viewers using supervised experiences.

Google have created a table to show the differences between YouTube Kids and a Supervised account to help in your decision: <https://support.google.com/youtube/answer/10315420>



Posting videos:

You should be over 13 to post videos. If your child does post videos on YouTube, ensure they understand what information they should keep private and what to do if they receive negative comments. Talk to them about the different settings available –

- 1. Public: anyone can view the video.**
- 2. Private: video can only be viewed by users that you select.**
- 3. Unlisted: only people who have the link to the video can view it.**

YouTube have produced these safety tips for teens when posting content:

<https://support.google.com/youtube/answer/2802244>

- Explore YouTube together and see what they like to watch. Make sure your child understands that they can talk to you if they see anything that makes them feel uncomfortable online.
- Restricted mode - is an additional setting (when logged in via a Google account) to restrict the availability of mature content.



Before you...



THINK!

T	= Is it True?
H	= Is it Helpful?
I	= Is it Inspiring?
N	= Is it Necessary?
K	= Is it Kind?

[A guide to the Online Safety Bill - GOV.UK \(www.gov.uk\)](http://www.gov.uk)